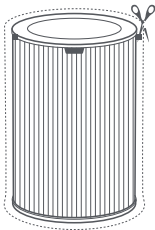


xiaomi Smart Air Purifier 4 Pro Filter
User Manual



Removing the Packaging

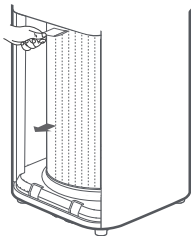
Read this manual carefully before use, and retain it for future reference.



Please unpack the new filter before use.

Removing the Old Filter

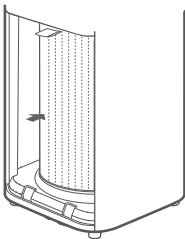
Warning: Make sure the purifier is turned off and unplugged before performing the following operations.



Pull the filter strap to remove the filter.

Installing the New Filter

Warning: Make sure the purifier is turned off and unplugged before performing the following operations.



Install the filter into position with the filter strap on the top, then close the filter compartment.

Precautions

Please refer to the reminder on the purifier's display to replace the filter. The filter that contains activated carbon may give off odors after a period of normal use. It is recommended to put the filter in a place with good lighting and ventilation for a certain period of time, so that it can improve the activity of activated carbon and restore its partial adsorption capacity. When the reminder appears on the purifier's display, please replace the filter in a timely manner.

Note: Illustrations of the product, accessories, and user interface in this user manual are for reference purposes only. The actual product and functions may vary due to product enhancements.

Manufactured by: Beijing Smartmi Electronic Technology Co., Ltd.

(a Mi Ecosystem company)

Address: Room 201-203, Unit 6, Building A, No. 66, Zhufang Road, Qinghe, Haidian District, Beijing

For further information, please go to www.mi.com

For detailed e-manual, please go to www.mi.com/global/service/userguide

Made in China

Importer:

Beryko s.r.o.

Na Roudné 1162/76, 301 00 Plzeň

www.beryko.cz